


BREEDER MANAGEMENT

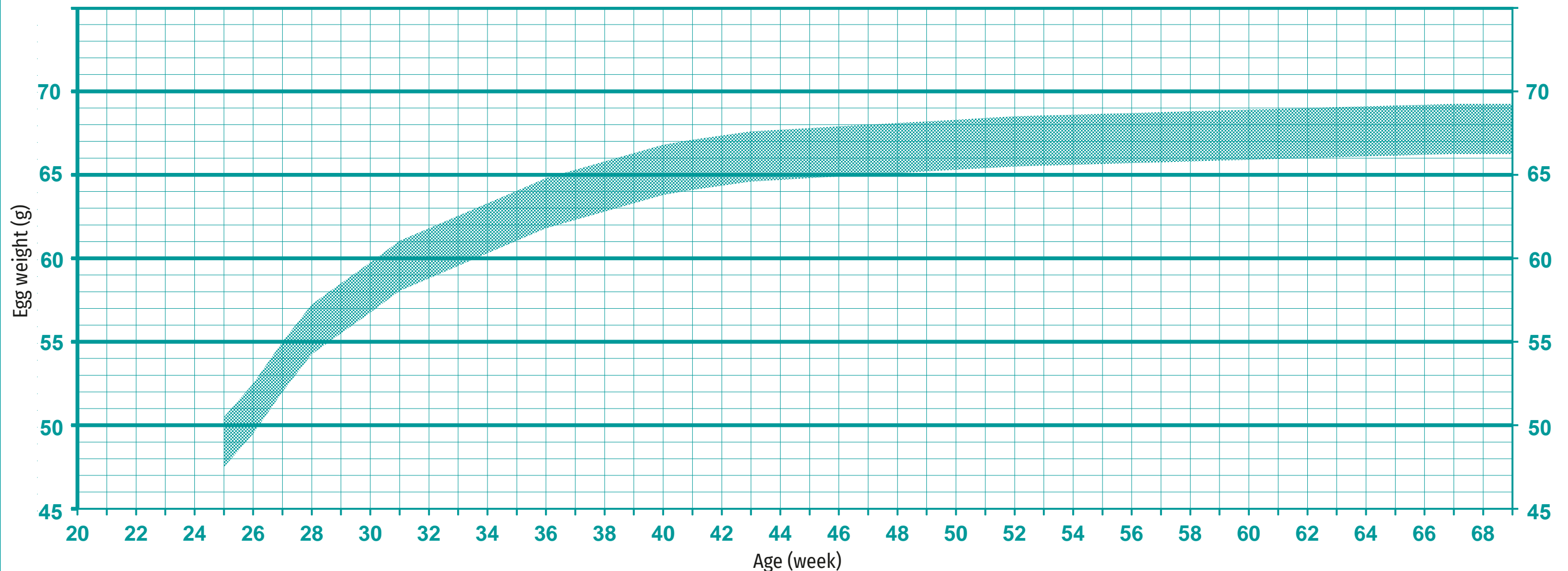
EGG MANAGEMENT EFFICIENCY PLUS

Hubbard
YOUR CHOICE, OUR COMMITMENT

BREEDING
FOR
YOU
SINCE 1921



Egg weighing procedure and egg weight chart




✓ Use the eggs from the second egg collection. Start by 5 - 10 % daily lay.

✓ Remove double yolk, very small and abnormal eggs (shell defect and misshapen).



✓ Weigh at least 120 eggs per house per day during the onset of lay and then 2 times per week. Remember to tare empty trays.

✓ Ensure the total weight of all eggs is within the capacity of the balance.



✓ Analysis of the results:

- An under fed flock will have a poor development of egg weight.
- If no egg weight increase is observed over 3 to 4 days at the start of lay then be prepared to advance the next feed increase.

www.hubbardbreeders.com